

Cypress Springs ES

Media Center Collection Development Plan
2023-24

Ella Patriarch

Ella Patriarch (Sep 12, 2023 19:41 EDT)

Ella Patriarch
Principal

Angela Leslie
Certified Educational Media Specialist

Table of Contents

Table of Contents	2
Executive Summary	3
District Strategic Plan 2025	3
School Collection Development Plan	3
School Assessment Analysis	4
Collection Analysis	5
Collection Analysis by Category	6
Notes	6
Representation Analysis	7
Results	7
Strategic Focus	8
Budget and Purchasing Plan	9
Annual Budget 2023-2024	9
Purchasing Plan 2023-2024	9
Year-to-Year Collection Change	10

Executive Summary

District Strategic Plan 2025

Orange County Public Schools is the eighth-largest school district in the United States and the fourth largest in Florida. The district serves more than 206,000 students at 202 schools and is one of the largest employers in Central Florida with more than 25,000 team members.

Vision: To ensure every student has a promising and successful future.

Mission: With the support of families and the community, we create enriching and diverse pathways to lead our students to success.

School Collection Development Plan

Cypress Springs ES serves 706 students enrolled in grades Kindergarten through fifth. The student population's ethnicity is made of 47% Hispanic and 53% Non-Hispanic students. Additionally, we serve a diverse population made up of 72% White, 11% Black, 0% Native, 9% Asian, 1% Pacific, and 8% Multicultural students.

The administration includes Principal Ella Patriarch and Assistant Principal Arlene Rosa . Cypress Springs ES is proud to offer the many special programs which provide students with opportunities. These include a Battle of the Books Club, Chorus, Orff Ensemble, Journalism Club, K-Kids Club, National Honor Society, STEM Club, Garden Club, Safety Patrols, and a News Crew.

A thorough analysis of the current media center collection at Cypress Springs ES indicates that the average age of the collection is 2008 and the number of books per student is 16. The [American Association for School Libraries](#) has established a criteria for highly effective media centers that includes a ratio of 15-20 books available per student in the collection.

At this time, Cypress Springs ES does not meet the recommended standards for the number of books per student.

The analysis of the collection also revealed the following areas of strengths and concerns:

- Our 3rd grade proficiency in reading increased by 1%. Our 3rd grade proficiency in math increased by 2% in math. Students are often intimidated by longer texts when choosing books.
- Our 4th grade proficiency in reading increased by 17%. Our 4th grade proficiency in math increased by 10%.
- Our 5th grade proficiency in reading decreased by 15%. Our 5th grade proficiency in math decreased by 14%.
- Our 5th grade science proficiency decreased by 15%. However, with our school-wide support of STEM nights and STEM activities, our non-fiction science books need to be updated.

- The average publication date of 2007 is acceptable but needs to be improved. Weed non-fiction books and purchase more updated non-fiction books.
- Keep surveying students to check their interest levels and pick books according to their interests.

School Assessment Analysis

The school analysis provides an overview of the school's assessment data for the previous two school years.

Proficiency Data							
Assessment	2021-22	Assessment	2022-23	Assessment	2021-22	Assessment	2022-23
		Star Early Literacy Proficiency	69%				
		Star Reading Proficiency	64%				
						Star Math Proficiency	69%
FSA ELA Grade 3	62%	FAST ELA Proficiency Grade 3	63%	FSA Math Grade 3	76%	FAST Math Proficiency Grade 3	78%
FSA ELA Grade 4	63%	FAST ELA Proficiency Grade 4	80%	FSA Math Grade 4	71%	FAST Math Proficiency Grade 4	81%
FSA ELA Grade 5	73%	FAST ELA Proficiency Grade 5	58%	FSA Math Grade 5	68%	FAST Math Proficiency Grade 5	54%
NGSSS Sci 5 EOC	73%	NGSSS Sci 5 EOC	60%				

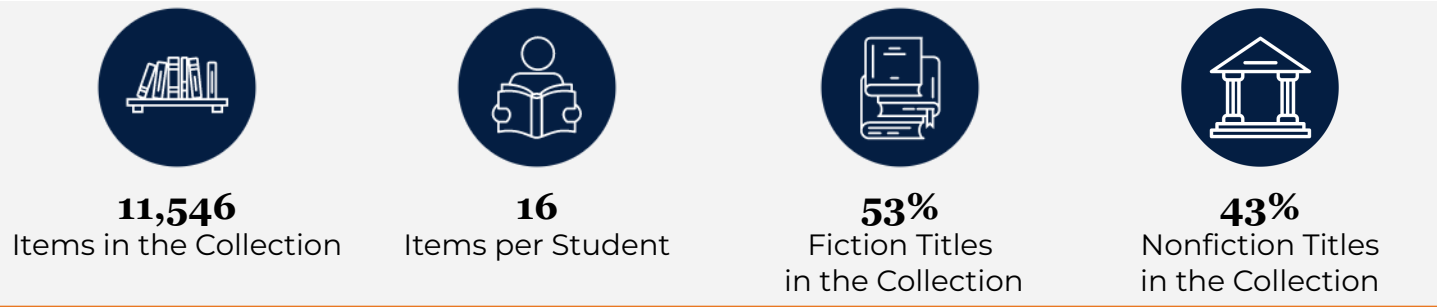
Comparison between 2021-22 and 2022-23 Testing Data

(adapted from <https://www.fldoe.org/accountability/assessments/k-12-student-assessment/results/2023.stml>)

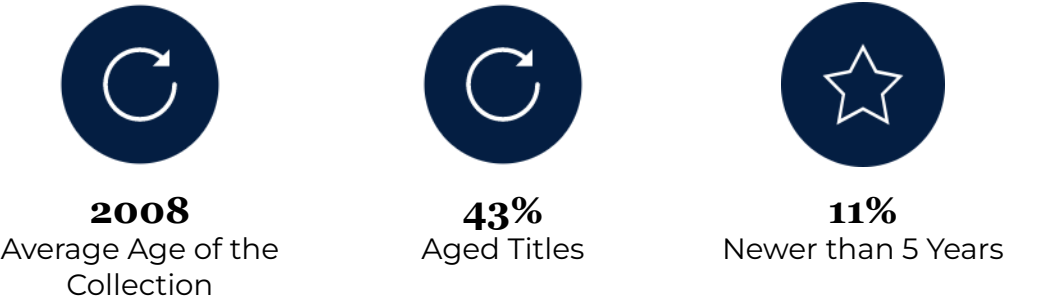
In 2023, the state transitioned from Florida Standards Assessments (FSA) to Florida Assessment of Student Thinking (FAST) for English Language Arts (ELA) and Mathematics. The 2022-23 for FAST and Benchmarks for Excellent Student Thinking (B.E.S.T.) End-of-Course (EOC) assessments are based on **provisional** achievement level cuts that are linked to each assessment's respective 2021-22 reporting scale. Comparisons should not be made between the 2023 data and previous years' data. The implementation of FAST K-2 in the 2022-23 school year was the first administration of statewide assessments for students in grades K-2. These assessments include Star Early Literacy Proficiency, Star Reading Proficiency, and Star Math Proficiency.

Collection Analysis

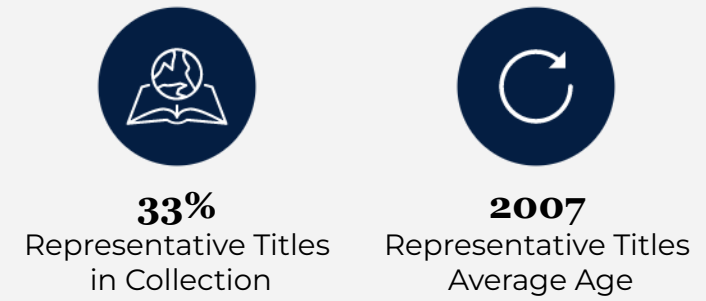
The collection is developed for and influenced by students, their interests, academic needs and alignment to the curriculum. The data below is a snapshot of the collection based on a Titlewise Analysis from July 2023. Purchasing or weeding after that time is not reflected in this data.



Library media resources are curated to include both recently published works and classics that both rightfully impact the average age of the collection.



Library media resources should be representative of the school. A commitment to representative literature is reflective of **OCPS values such as equity, inclusion, and respect.**



Social-Emotional Learning (SEL) library media resources can contribute to the **development of character and social-emotional skills**, one of the OCPS's key performance indicators.



Library media resources are distributed across the **Lexile reading level ranges** noted below.



107

BR-199
Lexile
Items

340

200-349
Lexile
Items

1230

350-499
Lexile
Items

3070

500-674
Lexile
Items

1915

675-909
Lexile
Items

682

910-1299
Lexile
Items

2

1300+
Lexile
Items

Collection Analysis by Category

The information collected in this section provides a detailed look at the current library collection by classification and genre. The information was gathered from Follett Destiny, the library management system, and Titlewave, the vendor's ordering and analysis tool.

Section	# of Titles	Average Age
Computer Science, Information & General Works	50	2014
Philosophy & Psychology	40	2013
Religion	35	2007
Social Sciences	520	2006
Language	61	2003
Science	1354	2008
Technology	601	2010
Arts & Recreation	626	2011
Literature	200	2002
History & Geography	850	2006
Biography	549	2007
Easy	3416	2006
General Fiction	2601	2009
Graphic Novels		

Notes

- With the population of ESE students and the number of students transitioning to chapter books, it would be beneficial to have an increased number in my collection of easy chapter books. This would help with students who are intimidated by longer chapter books.
- Books with longer chapters and bigger Lexile need to be increased in my collection.

- Non-fiction books are older than the suggested 2008 date. Begin to look at more books that encourage science, math, and technology (STEM).
- Continue to purchase books that reflect our diverse population of students.

Representation Analysis

Enrollment & Demographic Data					
706 2023-24 Student Enrollment as of September 7, 2023	Subgroups		Federal Ethnicity		
	13% ELL	20% ESE	47% Hispanic	53% Non-Hispanic	
Federal Race Category					
72% White	11% Black	0% Native	9% Asian	1% Pacific	8% Multicultural

To deepen focus on strategic collection development, specific sections of the collection were analyzed in detail to determine whether the media center collection reflects and represents various points of view and experiences. The goal is to provide a balanced collection that can be both a mirror, to reflect a reader's experience, and a window, so readers can experience different viewpoints.

Results

Based on the available school data of Cypress Springs ES in comparison to Collection Analysis results, it was found that:

Student Representation	% of Students	Total # of Titles	Total % of Titles	Avg. Age of Titles
Hispanic	47%	125	11%	2011
Black	11%	370	3%	2009
Asian	9%	136	12%	2011

Strategic Focus

This page lists the priorities for selection and weeding for each school year and includes the action, updates, and outcomes. This is subject to change due to funding and time constraints.

School Year	Strategic Focus
2023-2024	Selection Priorities <ul style="list-style-type: none">• Priority 1: Transitional chapter books & challenging chapter books• Priority 2: Diverse collection for our LatinX, African American, and Asian American• Priority 3: Sunshine State
	Weeding Priorities <ul style="list-style-type: none">• Priority 1: Focus on the OCPS Catalog Project• Priority 2: Focus on non-fiction books that are less than 2008:• Priority 3: Focus on books that are not being checked out.
2024-2025	Selection Priorities <ul style="list-style-type: none">• Priority 1: Update non-fiction section• Priority 2: New series based on student interest• Priority 3: Sunshine State Books for 2024-2025

	Weeding Priorities <ul style="list-style-type: none">• Priority 1: Religion, Technology, and Science• Priority 2: Multiple copies of past SSYRA books and other duplicates• Priority 3: Biography section
--	--

Budget and Purchasing Plan

This page outlines the current budget available and specifically lists the priorities for this school year (2023-2024).

Annual Budget 2023-2024

State Funds	
Source	Amount
State (1001111000)	\$3,278.01
Internal Accounts	
Source	Amount
Book Fair Profits	156.29
Scholastic Bucks	
Lost Books	750.91
Grants or Donations	
TOTAL	4,185.21

Purchasing Plan 2023-2024





Approximate Purchasing Plan	
Purpose	Amount
2024-2025 Sunshine State Books	1,200.00
Transitional Chapter Books	1,000
Diverse titles reflecting school population	1,000
Updated non-fiction books	1,000
TOTAL	4,200

Year-to-Year Collection Change

The information below represents the year-to-year change within the library media center collection from the 2022-23 to 2023-24 school year. The 2022-23 data is based on a collection analysis from June 2022, while the 2023-24 is based on a collection analysis from July 2023.

Data Reflection

- Items per student has increased from 15 to 16.
- Items in the collection have increased by 146 items.
- Titles are becoming more representative of the school population from 32% to 33%.
- There is a need to weed outdated non-fiction books.

2022-23 Purchased and Weeded Materials			
Materials Added to the Collection		146	
Materials Weeded from the Collection			67
Category	2022-23	2023-24	
 Items in the Collection	11476	11,546	
 Items per Student	15	16	
 Average Age of Collection	2008	2008	
 Representative Titles in the Collection	32%	33%	




OCPS Cypress Springs ES Collection Development Plan 2023-2024

Final Audit Report

2023-09-12

Created:	2023-09-12
By:	Angela Leslie (angela.leslie@ocps.net)
Status:	Signed
Transaction ID:	CBJCHBCAABAAZmJeWUp9nRXHnpkhPRSISddWEz_Y0KFh

"OCPS Cypress Springs ES Collection Development Plan 2023-2024" History

-  Document created by Angela Leslie (angela.leslie@ocps.net)
2023-09-12 - 7:20:22 PM GMT- IP address: 168.184.83.159
-  Document emailed to Ella Patriarch (ella.patriarch@ocps.net) for signature
2023-09-12 - 7:22:23 PM GMT
-  Email viewed by Ella Patriarch (ella.patriarch@ocps.net)
2023-09-12 - 7:56:47 PM GMT- IP address: 104.47.73.126
-  Document e-signed by Ella Patriarch (ella.patriarch@ocps.net)
Signature Date: 2023-09-12 - 11:41:31 PM GMT - Time Source: server- IP address: 99.146.234.93
-  Agreement completed.
2023-09-12 - 11:41:31 PM GMT